

Testing of geteduroam.app IOS clients

Scope of testing

Testing will be performed by eduroam users who are willing to perform testing on the new getEduroam clients. This group is expected to comprise of IOS, android, windows and xNix users in different flavors. The group may in time contain users with OS types or variants that are not currently supported or expected to work.

This “light version” will not include user experience testing. However, users are welcome to leave comments on user experience in the comment fields supplied.

Testing methodology

Testing will be performed by individual users without the need of supervision. Users will complete the form starting on the next page. Each page of the form shows the user dialogue during installation. The user is then asked to describe potential errors and difficulties as exemplified below:

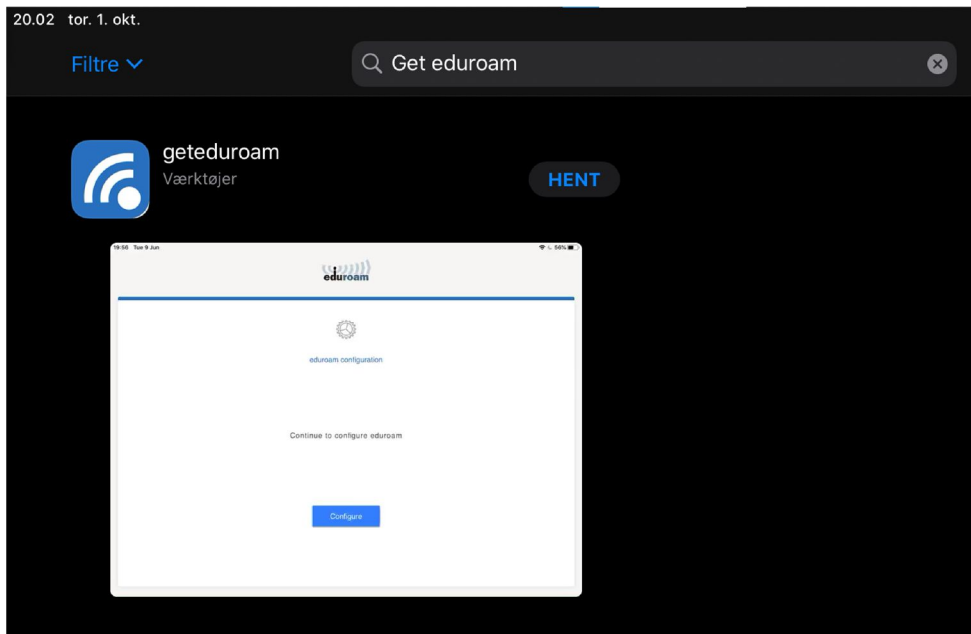
EXAMPLE: Did you experience errors when using the screen shown above?		
Yes	No	Comment
<input checked="" type="checkbox"/>	<input type="checkbox"/>	

We will not gather any personal information without your consent and test results can be submitted anonymously.

Testing the geteduroam app.

1.1 Testing the Main window

1. By using your IOS based device (iPhone or iPad), open the app store and find the geteduroam app as shown below:



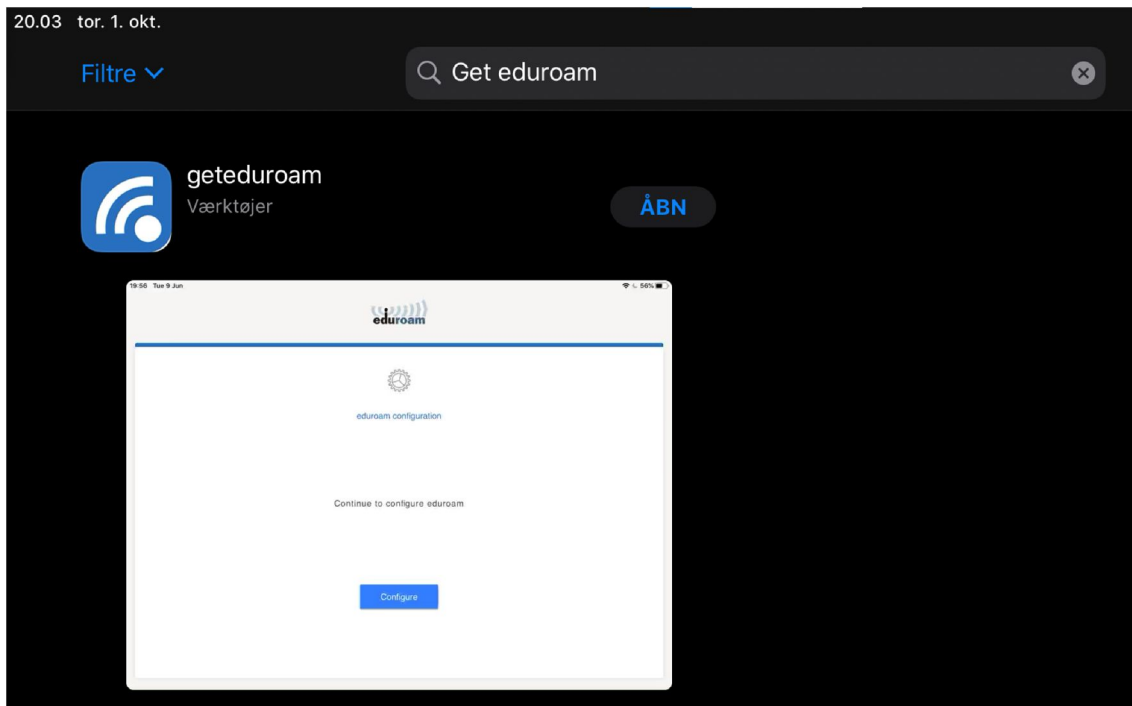
2. Did you experience difficulties navigating to the screen shown above?

Yes	No	Comment
<input type="checkbox"/>	<input type="checkbox"/>	Click or tap here to enter text.

3. Did you experience errors when using the screen shown above?

Yes	No	Comment
<input type="checkbox"/>	<input type="checkbox"/>	Click or tap here to enter text.

1.2 Testing the Install window




4. Did you experience difficulties navigating to the screen shown above?

Yes	No	Comment
<input type="checkbox"/>	<input type="checkbox"/>	Click or tap here to enter text.

5. Did you experience errors when using the screen shown above?

Yes	No	Comment
<input type="checkbox"/>	<input type="checkbox"/>	Click or tap here to enter text.

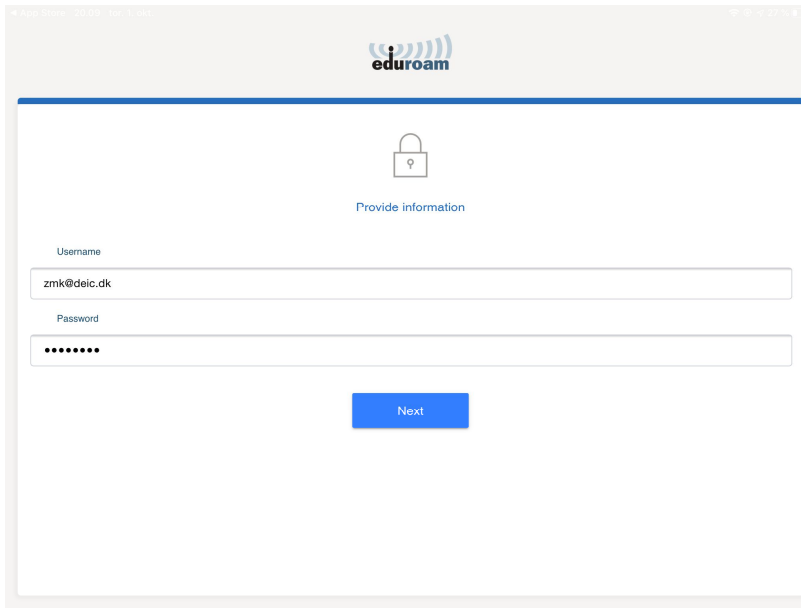
1.3 Testing the “Select institution” window



6. Did you experience difficulties navigating to the screen shown above?		
Yes	No	Comment
<input type="checkbox"/>	<input type="checkbox"/>	Click or tap here to enter text.

7. Did you experience errors when using the screen shown above?		
Yes	No	Comment
<input type="checkbox"/>	<input type="checkbox"/>	Click or tap here to enter text.

1.4 Testing the “login” function



8. Did you experience difficulties navigating to the screen shown above?

Yes	No	Comment
<input type="checkbox"/>	<input type="checkbox"/>	Click or tap here to enter text.

9. Did you experience errors when using the screen shown above?

Yes	No	Comment
<input type="checkbox"/>	<input type="checkbox"/>	Click or tap here to enter text.

1.5 Testing the “allow access” window



10. Did you experience difficulties navigating to the screen shown above?

Yes	No	Comment
<input type="checkbox"/>	<input type="checkbox"/>	Click or tap here to enter text.

11. Did you experience errors when using the screen shown above?

Yes	No	Comment
<input type="checkbox"/>	<input type="checkbox"/>	Click or tap here to enter text.

1.6 Testing the eduroam connection

Go to your device settings on your iPad or iPhone and verify that you have successfully connected to eduroam.

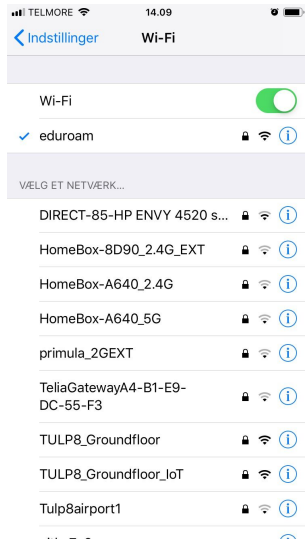


Figure 1 - WIFI status on an iPhone

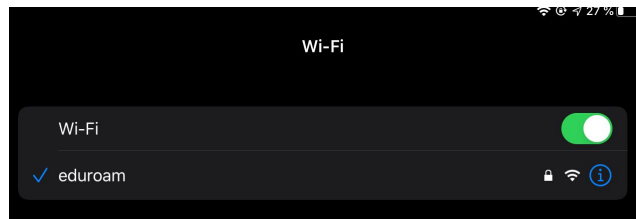


Figure 2 - WIFI status on an iPad

12. Did you experience difficulties navigating to the screen shown above?		
Yes	No	Comment
<input type="checkbox"/>	<input type="checkbox"/>	Click or tap here to enter text.

13. Did you experience errors when using the screen shown above?		
Yes	No	Comment
<input type="checkbox"/>	<input type="checkbox"/>	Click or tap here to enter text.

1.7 If unsuccessful

If you for some reason was unable to connect to eduroam, please supply as much of the supplemental information requested below as possible.

1. Supplemental information	
What type of device were you using?	Klik eller tryk her for at skrive tekst.
What version of Android were you using?	Klik eller tryk her for at skrive tekst.
Was there eduroam coverage where you were conducting the test?	Klik eller tryk her for at skrive tekst.
General comment:	Klik eller tryk her for at skrive tekst.
If you consent to allowing us to contact you for further information please, submit your contact information:	Klik eller tryk her for at skrive tekst.

We greatly appreciate the time and effort that you have delivered. Please send the completed form to morten.kjeldgaard@deic.dk.

Best Regards



Morten Kjeldgaard